

SEGNALI USO CORSIE



fig. II 337 Art. 135
Uso corsie

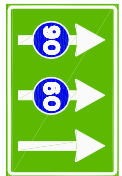


fig. II 338 Art. 135
Uso corsie

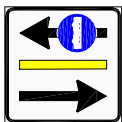


fig. II 339 Art. 135
Uso corsie

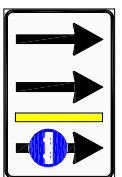


fig. II 340 Art. 135
Uso corsie

dimensioni in cm

	2 corsie		3 corsie	
normale	120x120	90x90	120x180	90x135
fronto	120x120	90x90	120x180	90x135



FORNITURE E INTERVENTI PER LA SICUREZZA STRADALE
Alfa srl

Via Enrico Mattei, 18 - 31010 Maser (Treviso)